



Built to last
PROFESSIONAL LAUNDRY



Built to last since 1955

Durability, Robustness and Trouble-free operation

It goes without saying that customers expect trouble free operation regardless of whether the machines are installed in the best maintained installations or the toughest 24h open self-service laundry.

That's the reason why Wascomat machines are built to last 30,000 cycles. With more than 50 years of experience and being a

Laundry Equipment reference brand in the USA, we have knowledge and skills to produce high quality machines in highly technological factories. Not only, we have also developed intelligent software which increases the performance and extends the machine's lifetime. Wascomat machines are Built to Last!



Wascomat's highly automated factory

The offer

High Performance Line

Wascomat laundry equipment is designed for reliability, low water and energy consumption, long lifetime and low running costs.

Wascomat high performance washers, dryers and ironers are the right solutions for in-house laundry operations from hotel and hospital laundry to nursing homes, long-term care facilities, salon laundry, veterinarians, restaurants, schools, prisons, firehouses, and all other business facilities that need commercial laundry equipment as well as any Laundrette business.

Wascomat washers are designed to lower water and energy consumption, and provide trouble-free operation in demanding laundry environments, year after year.

Wascomat dryers are precision-engineered for efficiency, ease of use, and superior drying results. They also feature the optimal combination of gas consumption and airflow to provide the fastest drying and lowest energy use.

Washers

from 7 kg to 120 kg



Robust construction for extended lifetime



Best-in-class dewatering for lower operational costs



Easy to use thanks to the intelligent control



Dryers

from 7 kg to 40 kg



Robust construction for extended lifetime



High productivity with best evaporation



Easy to use thanks to the intelligent control



Ironers



Uniquely designed nickel-plated cylinder prevents rust and improves lifetime



Fast evaporation and delivery



Safe operation



Washers

Perfection throughout

An insight into the origins of washing. Whatever your needs, Wascomat presents a wide range of products offering the perfect solution for you.

Robust construction for extended lifetime



Soft mounted for all different installation



Two SKF double side shielded ball bearings and 3 radial seals with special treatment to **handle different unbalances** without any risk of water leakage




Stainless front panel for **protection against rust and corrosion**




Best-in-class dewatering for lower operational costs



Keeping the right time at a high spin extraction (G-force 400) for **maximum de-watering**, thus saving time and energy



Best-in-class drum perforation ensures removal of all dirt particles for **maximum laundry care**



Drain valve positioned and connected directly on the outer drum, no "dead" space for water, **less water** to heat, **less detergent** required



Easy to use thanks to the intelligent control



Intelligent control to manage and monitor the washing cycles, **easy and intuitive**



USB connection on the front for **easy access** and **faster service**



Optimal ergonomic door opening and handle with door lock mechanism



Manual and automatic dosing for connection to any detergent system



INTELLIGENT CONTROL

- Flexible and customisable
- Up to 55 preset programs and 15 programmable
- Large, clear display in 18 languages with Real-time clock
- Create new programs in your PC with the Laundry Program Manager, then transfer them to machines via USB port
- 5 liquid detergent signals
- Process monitoring via a central Information System



INTELLIGENT CONTROL

- Large graphic display - easy to read
- Fully programmable with up to 194 programs for unparalleled versatility
- Create new programs directly on the Flexible Control panel or on your PC with the Laundry Program Manager, then transfer them to machines via memory card
- Possible to customize more parameters to save time, energy and water in every application
- 8 liquid detergent signals
- Process monitoring via a central Information System

Washers

Choose the solution that suits you best



Washer Extractors Soft Mount H HIGH SPIN	H7-75	H7-105	H7-130	H7-180	H7-240	H7-300
Drum volume, l	75	105	130	180	240	300
Dry weight capacity, kg	8	11	14	20	27	33
G-factor	400	400	400	400	400	400
Width, mm	720	830	910	970	1020	1020
Depth, mm	721	757	821	947	990	1134
Height, mm	1132	1212	1340	1426	1462	1462
Electric/Steam/Non-heated	x/x/x	x/x/x	x/x/x	x/x/x	x/x/x	x/x/x
Intelligent Control	■	■	■	■	■	■
Optional base	□	□	□	□	□	□
Optional: water hoses or steam hoses	□	□	□	□	□	□

More information on product data sheet.



Washer Extractors Soft Mount H HIGH SPIN	H7-600	H7-850	H7-1100
Drum volume, l	600	850	1100
Dry weight capacity, kg	65	90	120
G-factor	350	350	300
Width, mm	1390	1640	1640
Depth, mm	1585	1635	1850
Height, mm	1975	2190	2190
Electric/Steam/Non-heated	x/x/x	-/x/x	-/x/x
Flexible Control	■	■	■
Optional: water hoses or steam hoses	□	□	□

Side panels in stainless steel as option. More information on product data sheet.

■ Included □ Optional - Not available

SOME ACCESSORIES TO SIMPLIFY YOUR DAILY WORK



Open base



Closed base



Water hoses

Steam hoses

Refer to Product Data Sheets for the complete list of accessories



Dryers

Quality in every detail

Wascomat tumble dryers are designed for quick and simple installation. Only one external connection for electricity, gas and exhaust is required.

Heavy-duty construction



Double-sealed SKF bearings and belt drive with sturdy suspension for a **longer lifetime** even in difficult installations



Extremely powerful fans for a more **flexible installation**



Support rollers for increased **drum stability** and **noise reduction**




Galvanized or stainless steel panels to **protect against rust and corrosion**



Robust door switch and door gasket for an **impeccable seal**



 **High productivity with best evaporation**



King size lifter and reversing drum for **optimal drying results**



Optional **intelligent sensors** continuously measure and stop drying at a desired moisture level



Optimized drum speed for better results, shorter drying cycle and **energy saving**




Smart coin shop drying set up for a higher **energy saving**, no risk of over-drying, shrinking or damaging garments


 **Easy to operate**




Intelligent control to manage and monitor the washing cycles easily and intuitively



USB connection on the front for **easy access** and **faster service**



Easy cleaning of the large, durable and ergonomic lint filter minimizes maintenance



Optional exhaust on top for better serviceability and **optimization of space**



Optimal and ergonomic large door opening for **easy loading and unloading**



INTELLIGENT CONTROL

- Flexible and customisable
- Up to 55 preset programs and 15 programmable
- Large, clear display in up to 18 languages with Real-time clock
- Machines can be connected to a network to monitor all operating costs and program & consumption data



Dryers

Choose the solution that suits you best



Tumble Dryers	D7-190	D7-290	D7-300S	D7-425S	D7-550	D7-675
Drum volume, l	190	290	2x300	2x423	550	675
Dry weight capacity, kg	10.6	16.1	2x16.7	2x23.5	30.5	37.5
Width, mm	721	713	790	868	961	961
Depth, mm	778	1210	1115	1325	1365	1560
Height, mm	1114	1688	1940	2086	1869	1857
Electric/Gas/Steam	x/x/-	x/x/x	x/x/-	x/x/-	x/x/x	x/x/x
Energy kWh/l water evaporated* (Electric/Gas/Steam)	0.92/-/-	0.96/1.06/1.37	0.96/1.03/-	-/1.06/-	0.98/1.06/1.22	0.98/1.07/1.26
Intelligent Control	■	■	■	■	■	■
Residual Moisture Control	□	□	□	-	□	□
Reversing Drum Action	■	□	□	□	□	□

Side panels in stainless steel as option.
More information on product data sheet.

■ Included □ Optional - Not available

Ironers


The best technology makes all the difference

Safety and ergonomics are paramount to make flatwork ironing accessible to everyone. Take a closer look.


Fast evaporation and delivery



Maintenance free patented ceramic gas burner to **minimize downtimes**. 20% more efficient than regular blue flame burners



Pressure roll to ensure an **optimal ironing result**



 Uniquely designed Nickel-plated cylinder prevents rust and improves lifetime




Optional stainless steel cylinder



Durable ironing belts made of Nomex® to **withstand temperatures above 220°C**

Safe operation



Fully encased machine for **maximum workplace safety** and **energy saving**




Finger guard protection to provide additional **security for operators**



Easy access to all parts for **easy maintenance**

Ironers

Choose the solution that suits you best



Ironers CYLINDER

	I7-3316	I7-3320	I7-4819	I7-4825	I7-4832
Roll diameter, mm	325	325	479	479	479
Ironing width, mm	1650	2065	1910	2540	3170
Width, mm	2030	2445	2575	3205	3835
Depth, mm	690	690	1070	1070	1070
Height, mm	1145	1145	1270	1270	1270
Electric /Steam /Gas	x/x/-	x/x/-	x/x/x	x/x/x	x/x/x
Evaporation capacity, l/h	19.5	24.5	38/57/35	48/75/46	59/93/59
Speed, m/minute	0.5 to 5.5	0.5 to 5.5	1.5 to 9	1.5 to 9	1.5 to 9
Ironer Moisture	<input type="checkbox"/>	<input type="checkbox"/>	<input checked="" type="checkbox"/>	<input checked="" type="checkbox"/>	<input checked="" type="checkbox"/>

* For electric and gas heated versions

■ Included □ Optional - Not available

Our suggestions

Choose the solution that suits you best

To make it easier for you, we made a pre-selection of packages according to the size of your operation.

On Premise Laundries

up to
60
kg/day



Washer H7-105
Dryer D7-190

up to
100
kg/day



Washer H7-130
Dryer D7-290

up to
200
kg/day



Washer H7-240
Dryer D7-550

Coin Op

up to
14
sqm*

Mobile coin op laundry



Washer H7-75 2x
Washer H7-130 1x
Washer H7-180 1x
Dryer D7-290 2x

up to
30
sqm*

Small coin op laundry



Washer H7-75 2x
Washer H7-130 1x
Dryer D7-300S 2x

up to
60
sqm*

Medium coin op laundry



Washer H7-75 4x
Washer H7-130 3x
Dryer D7-300S 3x
Dryer D7-550 1x

up to
100
sqm*

Large coin op laundry



Washer H7-75 9x
Washer H7-180 2x
Washer H7-240 1x
Dryer D7-300S 6x
Dryer D7-425S 1x
Dryer D7-550 1x

* + 1 m space needed behind each machine for servicing

Customer care & Accessories

Before and after sales, trust an expert

Listening and collaboration: these are two key words for us. Our engineers collaborate with our customers and technicians to define exactly what the features will be of an ever more reliable and easy-to-use product.

Our collaborators are consultants first and foremost

Our consultants can recommend the best machine, with the most services and which best adjusts to the client's work project specifications. Our after-sales service has an extensive presence and is fast and efficient.

Our courses help you discover the full potential of our machines

Our courses are conducted by professionals for professionals for two reasons: to provide operators with updates on laundry process techniques and more detailed information on our machines so they can produce more and consume less.





Built to last since 1955

Our laundry equipment is built to last and we keep our promise. Years of experience have provided us with knowledge and skills to produce high quality machines including riveted machine frames. Not only, we have also developed intelligent software which increases the washing&dryng performance and extends the machine's lifetime.

viale Treviso, 15
33170 Pordenone, Italy
phone +39 0434 3801
www.wascomat.com